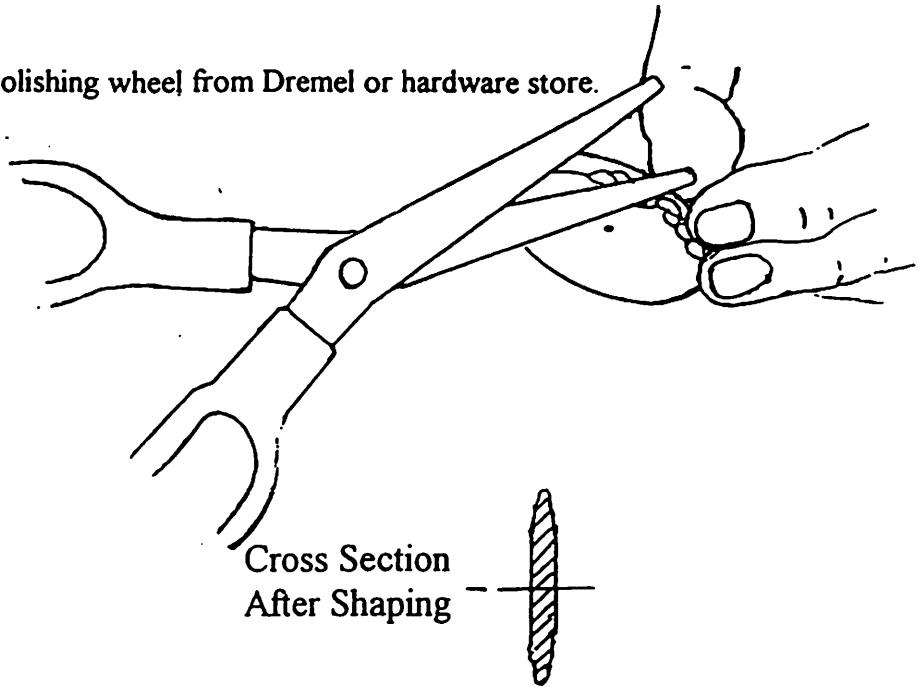


S45

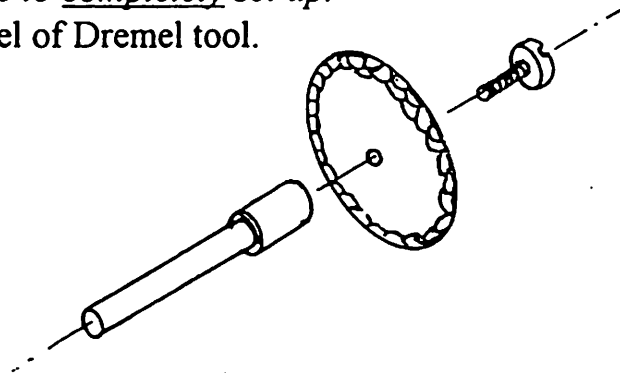
Sharpening Wheel

1. Buy 1" Diameter felt polishing wheel from Dremel or hardware store.

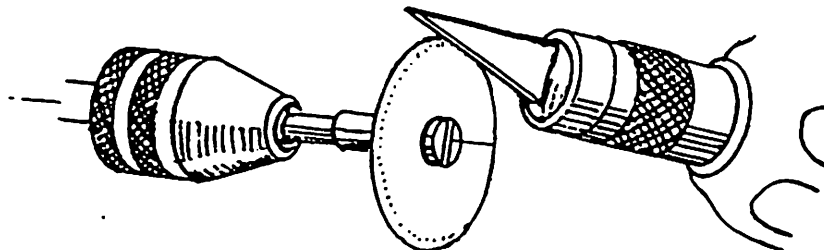
2. Roughly cut edge to shape shown with scissors.



3. Thoroughly saturate felt with cyanoacrylate glue.
4. *Allow two days for adhesive to completely set up.*
5. Mount felt wheel on mandrel of Dremel tool.



6. Shape edge with file while rotating with Dremel tool.
7. Apply white rouge buffing wheel compound (from Sears) to wheel.
8. Use as shown to sharpen blades. For Safety: Wear Safety Glasses for Steps 6, 7, and 8.



DR. BJR '97